

SMEL/SE/2025-26/31

July 05, 2025

**The Secretary, Listing Department
BSE Limited**Phiroze Jeejeebhoy Towers
Dalal Street
Mumbai 400 001
Maharashtra, India
Scrip Code: **543299****The Manager - Listing Department
National Stock Exchange of India
Limited**"Exchange Plaza", 5th Floor,
Plot No. C/1, G Block, Bandra-Kurla
Complex, Bandra (East), Mumbai 400
051
Maharashtra, India
Symbol: **SHYAMMETL****Sub: Sales Release for the Month ended 30th June, 2025**

Dear Sir/Madam,

Pursuant to Regulation 30 of SEBI (LODR) Regulations 2015, kindly find enclosed herewith the Consolidated Sales Release of the Company for the Month and Quarter ended 30th June, 2025.

This is for your information and records.

Thanking you,

Yours faithfully,

For Shyam Metalics and Energy Limited
Birendra Kumar Jain
Company Secretary
Membership No. FCS 13320**Enclosed: As above**

OUR BRANDS:

**SHYAM METALICS AND ENERGY LIMITED**

REG. OFFICE: Trinity Tower, 7th Floor, 83, Topsia Road, Kolkata - 700 046, West Bengal, CIN: L40101WB2002PLC095491 GSTIN: 19AAHCS5842A2ZD

CORPORATE OFFICE: P-19, (Plate No.: D-403), Taratala Road, CPT Colony, Kolkata, West Bengal - 700088

T: +91 33 4016 4001 F: +91 33 4016 4025 Email: contact@shyamgroup.com Web: www.shyammetalics.com Follow us on: f @ t in

Consolidated Sales Release for the month of June 2025 and 1st Quarter Ended June 2025 (Q1 FY26)

CR Coil/ CR Sheets

Particulars	Monthly Performance					Quarterly Performance		
	June	June	% Change (YoY)	May	% Change (MoM)	Q1	Q4	% Change (QoQ)
	FY26	FY25		FY26		FY26	FY25	
Quantity (in MT)	11920	-	0%	8691	37%	31,604	16,395	93%
Average Realisation (Rs. / MT)	73,981	-	0%	74,116	-0.18%	72,692	68,689	6%

- We implemented the colour coated plant in our Jamuria location in Nov' 2024 and have been able to reach upto the level of producing color coated sheets from our plant.
- There has been an increase of 37% in sales volumes, whereas the realisations have slightly dropped by 0.18% on a MoM basis.
- On a Quarterly basis, the volumes of CR Coil/ CR Sheets have increased by 93% whereas realization has increased by 6% on QOQ basis.
- As part of our commitment to delivering high-performance roofing solutions, we offer a premium range of SEL Tiger Roofing Sheets, categorized into four distinct brands:
 - SEL TIGER Royale – Ultra-Premium Color Coated Sheets
 - SEL TIGER ELITE – Premium Color Coated Sheets
 - SEL TIGER AZURE – Galvalume Wider Sheets
 - SEL TIGER ALFA – Galvalume Narrow Sheets

HR Tube/ Pipe

Particulars	Monthly Performance					Quarterly Performance		
	June	June	% Change (YoY)	May	% Change (MoM)	Q1	Q4	% Change (QoQ)
	FY26	FY25		FY26		FY26	FY25	
Quantity (in MT)	287	-	0%	230	25%	1,005	399	152%
Average Realisation (Rs. / MT)	50,030	-	0%	49,845	0.4%	49,403	46,266	7%

- In our colour-coated plant, leftover side-slitted HR coils are repurposed for manufacturing rectangular hollow section (RHS) and square hollow section (SHS) pipes. This unit began its commercial sales on February 25
- Compared to the previous month, there has been an increase of 25% in sales volumes, whereas the realisations have increased by 0.4% on a MoM basis.
- On a Quarterly basis, the volumes have increased by 152% whereas realization has increased by 7% on QOQ basis.

OUR BRANDS:



SHYAM METALICS AND ENERGY LIMITED

REG. OFFICE: Trinity Tower, 7th Floor, 83, Topsia Road, Kolkata - 700 046, West Bengal, CIN: L40101WB2002PLC095491 GSTIN: 19AAHCS5842A2ZD

CORPORATE OFFICE: P-19, (Plate No.: D-403), Taratala Road, CPT Colony, Kolkata, West Bengal - 700088

T: +91 33 4016 4001 F: +91 33 4016 4025 Email: contact@shyamgroup.com Web: www.shyammetalics.com Follow us on:

Aluminium Foil

Particulars	Monthly Performance					Quarterly Performance		
	June	June	%	May	%	Q1	Q4	%
	FY26	FY25	Change (YoY)	FY26	Change (MoM)	FY26	FY25	Change (QoQ)
Quantity (in MT)	1,783	1,176	52%	2,082	-14%	5,440	5,636	-3%
Average Realisation (Rs. / MT)	3,61,335	3,32,427	9%	3,67,811	-2%	3,65,945	3,50,835	4%

- There has been an increase of 52% on YoY sales volumes of Aluminium foil whereas the realisations have increased by 9% on a YoY basis.
- The volumes have decreased by 14% on a MoM basis however realisations have slightly dropped by 2%.
- There has been a decrease of 3% on QoQ basis where as realization of Aluminum Foil increased by 4% on QOQ basis.

Speciality Alloys

Particulars	Monthly Performance					Quarterly Performance		
	June	June	%	May	%	Q1	Q4	%
	FY26	FY25	Change (YoY)	FY26	Change (MoM)	FY26	FY25	Change (QoQ)
Quantity (in MT)	16,762	15,216	10%	19,869	-16%	56,576	52,292	8%
Average Realisation (Rs. / MT)	90,202	1,00,486	-10%	85,423	6%	87,715	91,350	-4%

- The volumes of Speciality Alloys have increased by 10% on a YoY basis and realisations has dropped by 10% on YoY basis.
- The realizations of Speciality Alloys have increased by 6% and volumes have decreased by 16% on a MoM basis.
- On a Quarterly basis, the volumes of Speciality Alloys have increased by 8% whereas realization has decreased by 4% on QOQ basis.



OUR BRANDS:



SHYAM METALICS AND ENERGY LIMITED

REG. OFFICE: Trinity Tower, 7th Floor, 83, Topsia Road, Kolkata - 700 046, West Bengal, CIN: L40101WB2002PLC095491 GSTIN: 19AAHCS5842A2ZD

CORPORATE OFFICE: P-19, (Plate No.: D-403), Taratala Road, CPT Colony, Kolkata, West Bengal - 700088

T: +91 33 4016 4001 F: +91 33 4016 4025 Email: contact@shyamgroup.com Web: www.shyammetalics.com Follow us on:

Stainless Steel

Particulars	Monthly Performance					Quarterly Performance		
	June	June	%	May	%	Q1	Q4	%
	FY26	FY25	Change (YoY)	FY26	Change (MoM)	FY26	FY25	Change (QoQ)
Quantity (in MT)	5,665	7,015	-19%	6,999	-19%	19813	24,133	-18%
Average Realisation (Rs. / MT)	1,43,394	1,39,072	3%	1,37,296	4%	1,38,516	1,27,683	8%

- There has been a decrease of 19% on YoY sales volumes of Stainless Steel whereas the realisations have increased by 3% on a YoY basis.
- There has been a decrease of volumes of Stainless Steel by 19% on a MoM basis, however realisations have increased by 4%.
- The performance in the Quarter has decreased by 18% on QoQ basis in terms of volumes and realisations have increased by 8% on QOQ basis.

Pellet

Particulars	Monthly Performance					Quarterly Performance		
	June	June	%	May	%	Q1	Q4	%
	FY26	FY25	Change (YoY)	FY26	Change (MoM)	FY26	FY25	Change (QoQ)
Quantity (in MT)	80,913	87,251	-7%	1,27,090	-36%	3,12,151	1,98,430	57%
Average Realisation (Rs. / MT)	8,354	9,314	-10%	8,607	-3%	8,608	8,791	-2%

- On a YOY basis the volumes have decreased by 7% whereas realisations have decreased by 10%.
- There has been a decrease in volume terms by 36% on a MoM basis for the sale of pellet and the realizations were down by 3% on MoM basis.
- There has been an increase in sales quantity of pellet by 57% on QOQ bases whereas realisation slightly dropped by 2% on QoQ basis



OUR BRANDS:


SHYAM METALICS AND ENERGY LIMITED

REG. OFFICE: Trinity Tower, 7th Floor, 83, Topsia Road, Kolkata - 700 046, West Bengal, CIN: L40101WB2002PLC095491 GSTIN: 19AAHCS5842A2ZD

CORPORATE OFFICE: P-19, (Plate No.: D-403), Taratala Road, CPT Colony, Kolkata, West Bengal - 700088

T: +91 33 4016 4001 F: +91 33 4016 4025 Email: contact@shyamgroup.com Web: www.shyammetalics.com Follow us on:



Carbon Steel

Particulars	Monthly Performance					Quarterly Performance		
	June	June	% Change (YoY)	May	% Change (MoM)	Q1	Q4	% Change (QoQ)
	FY26	FY25		FY26		FY26	FY25	
Quantity (in MT)	1,27,615	1,20,803	6%	1,42,784	-10.62%	4,06,771	4,47,134	-9%
Average Realisation (Rs. / MT)	43,098	47,624	-10%	45,080	-4%	44,856	44,018	2%

Note: Carbon Steel sales are cumulative sales of Steel Billet and Long Steel Products

- There has been an increase of 6% in sale volume of Carbon Steel on YoY basis however the realisations were down 10% on YoY basis.
- The volumes were down by 10.62% on MoM basis and realisations too were down by 4%.
- There has been an increase in realization of Carbon Steel by 2% where as the volume of the sales dropped by 9% on QOQ basis

Sponge Iron

Particulars	Monthly Performance					Quarterly Performance		
	June	June	% Change (YoY)	May	% Change (MoM)	Q1	Q4	% Change (QoQ)
	FY26	FY25		FY26		FY26	FY25	
Quantity (in MT)	86,123	89,261	-4%	92,097	-6%	2,56,956	2,43,840	5%
Average Realisation (Rs. / MT)	22,585	26,326	-14%	24,195	-7%	24,100	24,510	-2%

- There has been a decrease of 4% in sale volume of on YoY basis however the realisations were down 14% on YoY basis.
- The volumes were down by 6% on MoM basis and realisations too were down by 7%.
- On a Quarterly basis, the volumes have increased by 5% whereas realization has decreased by 2% on QOQ basis.







OUR BRANDS:



SHYAM METALICS AND ENERGY LIMITED

REG. OFFICE: Trinity Tower, 7th Floor, 83, Topsia Road, Kolkata - 700 046, West Bengal, CIN: L40101WB2002PLC095491 GSTIN: 19AAHCS5842A2ZD

CORPORATE OFFICE: P-19, (Plate No.: D-403), Taratala Road, CPT Colony, Kolkata, West Bengal - 700088

T: +91 33 4016 4001 F: +91 33 4016 4025 Email: contact@shyamgroup.com Web: www.shyammetalics.com Follow us on:    

Pig Iron

Particulars	Monthly Performance					Quarterly Performance		
	June	June	% Change (YoY)	May	% Change (MoM)	Q1	Q4	% Change (QoQ)
	FY26	FY25		FY26		FY26	FY25	
Quantity (in MT)	37,232	-	-	42,604	-12.61%	1,21,722	67,372	81%
Average Realisation (Rs. / MT)	32,529	-	-	33,231	-2%	33,762	33,814	-0.2%

- We implemented the blast furnace plant with capacity of 7.7 lac tonnes per annum along with the sinter and coke oven plant at our Jamuria location in Nov' 2024 and have been able to produce consistently in our plant over the past few months.
- As compared to the previous month, there has been a decrease of 12.61% in sales volumes, whereas the realisations have decreased by 2%.
- On a Quarterly basis, the volumes have increased by 81% whereas realization has decreased by 0.2% on QOQ basis.

About Shyam Metalics And Energy Limited (SMEL)

Shyam Metalics and Energy Limited (SMEL), a leading multi metal conglomerate with footprints in carbon steel, stainless steel, speciality alloys and aluminium foil along with captive power plants.

SMEL is a leading integrated metal producing company based in India with a focus on long steel products and ferro alloys. We are amongst the largest producers of Ferro Alloys, one of the leading players in terms of pellet capacity and the fourth largest player in the sponge iron industry in terms of sponge iron capacity in India.

We have a diversified product mix which enables us to sell both intermediates and final products across the steel value chain. The Company has a consistent track record of delivering profitability since the commencement of our operations in Fiscal 2005.

SMEL has received an upgraded rating of CRISIL AA (Positive) for Long Term Bank Facilities, CRISIL A1+ for Short Term Bank Facilities. SMEL is one of the least leveraged Steel Company in India.



OUR BRANDS:



SHYAM METALICS AND ENERGY LIMITED

REG. OFFICE: Trinity Tower, 7th Floor, 83, Topsia Road, Kolkata - 700 046, West Bengal, CIN: L40101WB2002PLC095491 GSTIN: 19AAHCS5842A2ZD
CORPORATE OFFICE: P-19, (Plate No.: D-403), Taratala Road, CPT Colony, Kolkata, West Bengal - 700088

T: +91 33 4016 4001 F: +91 33 4016 4025 Email: contact@shyamgroup.com Web: www.shyammetalics.com Follow us on: 